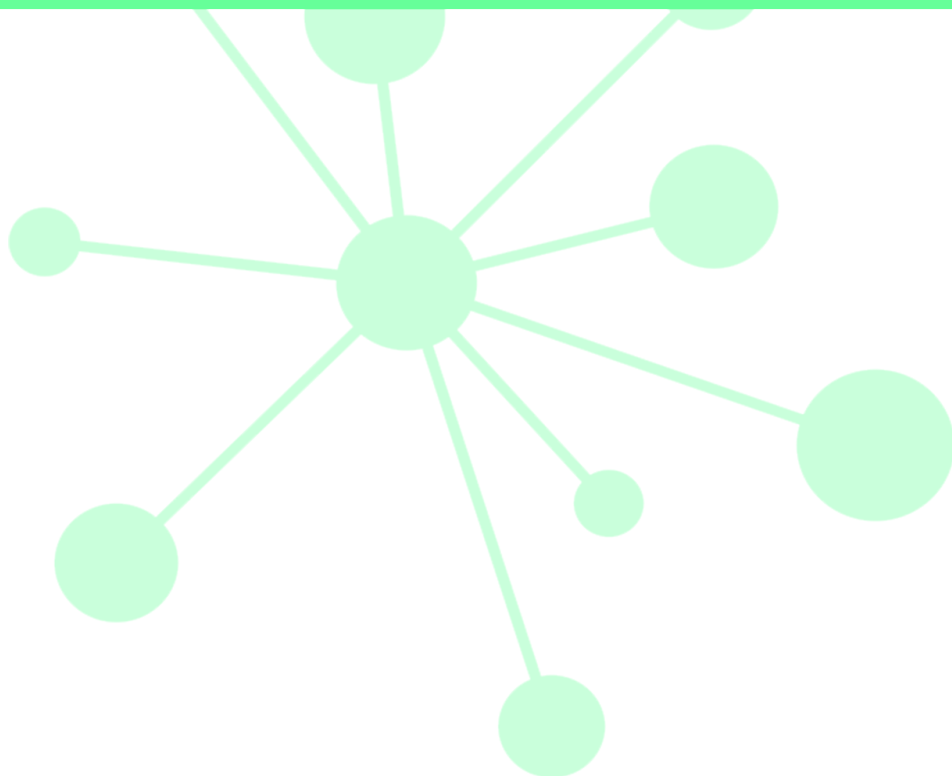


 **NGRT**® and  **NGST**®

Reading and Spelling Group report for teachers

with New Group Reading Test (NGRT) and New Group Spelling Test (NGST)

In case of enquiries please contact GL Assessment by emailing info@gl-assessment.co.uk.
Copyright © 2012 GL Assessment.
GL Assessment is part of GL Education.



Reading and Spelling Group report for teachers

School: Sample School	
Group: GL	No. of students: 22
Date(s) of testing for NGRT: 16/01/2018 - 24/05/2018	NGRT Form(s): B, C
Date(s) of testing for NGST: 15/05/2018	NGST Form(s): C

Why use NGRT and NGST together?

Using NGST with NGRT allows you to assess spelling and reading together in under an hour. Research shows that word reading and word spelling are strongly associated and by comparing test scores from NGST with NGRT it is possible to see where a student's skill set lies and whether they have a higher reading or spelling attainment.

Relationship between scores

Description	Very Low		Below Average		Average			Above Average		Very High			
Stanine (ST)	1		2	3	4	5	6	7	8	9			
Standard Age Score (SAS)	70		80	90	100	110	120	130					
National Percentile Rank (NPR)	1	5	10	20	30	40	50	60	70	80	90	95	99

School: Sample School	
Group: GL	No. of students: 22
Date(s) of testing for NGRT: 16/01/2018 - 24/05/2018	NGRT Form(s): B, C
Date(s) of testing for NGST: 15/05/2018	NGST Form(s): C

Group scores (by Surname)

Student name	Tutor group	Test	Form	SAS	Stanine	Sentence Completion ST	Passage Comprehension ST	Reading age	Spelling age	NPR	GR (/22)	Overall attainment
Gina Alderton	GL	NGRT	C	104	6	6	5	12:01	-	60	18	Similar level
		NGST	C	107	6	-	-	-	13:02	68	10	
Callum Anderson	GL	NGRT	C	138	9	9	9	17:00+	-	99	1	Similar level
		NGST	C	117	7	-	-	-	16:06	87	5	
Adam Arsala	GL	NGRT	C	96	4	4	5	10:11	-	40	20	Similar level
		NGST	C	94	4	-	-	-	10:06	34	19	
Evie Banner	GL	NGRT	C	120	8	7	8	15:10	-	91	7	Similar level
		NGST	C	116	7	-	-	-	15:10	86	6	
Jamie Bentley	GL	NGRT	C	99	5	6	4	11:04	-	48	19	Similar level
		NGST	C	84	3	-	-	-	8:11	14	21	
Tim Brown	GL	NGRT	C	110	6	7	6	12:11	-	74	15	Similar level
		NGST	C	104	6	-	-	-	11:08	60	=12	
Matthew Brick	GL	NGRT	C	122	8	7	9	15:10	-	93	=4	Reading higher
		NGST	C	101	5	-	-	-	11:01	53	17	
Lucy Davies	GL	NGRT	C	105	6	7	5	11:07	-	63	17	Similar level
		NGST	C	105	6	-	-	-	11:09	63	11	
Hector Edwards	GL	NGRT	C	106	6	6	6	12:04	-	66	16	Reading higher
		NGST	C	73	1	-	-	-	7:09	4	22	
Anna Grime	GL	NGRT	C	122	8	6	9	16:05	-	93	=4	Similar level
		NGST	C	104	6	-	-	-	12:04	60	=12	
Jude Jones	GL	NGRT	B	116	7	8	7	14:10	-	86	9	Similar level
		NGST	C	104	6	-	-	-	12:10	60	=12	
Dayaal Jadhav	GL	NGRT	C	111	6	6	7	13:02	-	77	14	Spelling higher
		NGST	C	138	9	-	-	-	17:00+	99	1	
Olga Klepin	GL	NGRT	C	127	9	9	8	17:00+	-	96	3	Similar level
		NGST	C	130	9	-	-	-	17:00+	98	3	
Rose Larry	GL	NGRT	C	112	7	6	7	14:00	-	78	13	Similar level
		NGST	C	112	7	-	-	-	14:11	78	8	

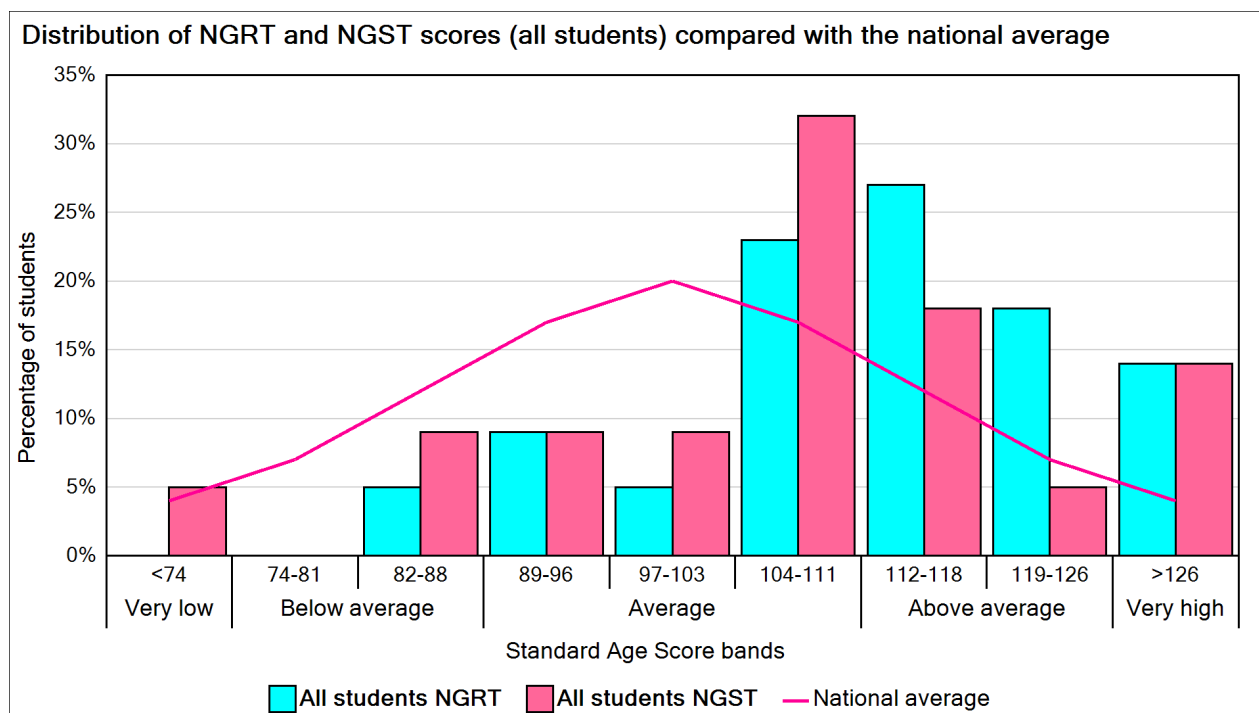
Student name	Tutor group	Test	Form	SAS	Stanine	Sentence Completion ST	Passage Comprehension ST	Reading age	Spelling age	NPR	GR (/22)	Overall attainment
Jim Lund	GL	NGRT	C	122	8	8	8	15:10	-	93	=4	Similar level
		NGST	C	120	8	-	-	-	16:01	91	4	
Lily Leveret	GL	NGRT	C	114	7	6	8	13:08	-	82	=10	Similar level
		NGST	C	113	7	-	-	-	14:01	80	7	
Shane Lance	GL	NGRT	C	92	4	4	4	10:00	-	30	21	Similar level
		NGST	C	95	4	-	-	-	10:00	37	18	
Elsie Maxwell	GL	NGRT	C	114	7	6	7	14:00	-	82	=10	Similar level
		NGST	C	103	5	-	-	-	11:11	58	16	
Sam Pink	GL	NGRT	C	118	7	7	8	15:02	-	89	8	Similar level
		NGST	C	136	9	-	-	-	17:00+	99	2	
James Prince	GL	NGRT	C	113	7	5	8	13:05	-	80	12	Similar level
		NGST	C	104	6	-	-	-	11:10	60	=12	
Gilbert Percy	GL	NGRT	C	128	9	9	9	17:00+	-	97	2	Reading higher
		NGST	C	110	6	-	-	-	13:05	74	9	
Frank Williams	GL	NGRT	C	82	3	3	3	8:04	-	12	22	Similar level
		NGST	C	85	3	-	-	-	8:11	16	20	

School: Sample School	
Group: GL	No. of students: 22
Date(s) of testing for NGRT: 16/01/2018 - 24/05/2018	NGRT Form(s): B, C
Date(s) of testing for NGST: 15/05/2018	NGST Form(s): C

Analysis of group scores

The table and bar chart below show the distribution of scores for the group against the national average.

Description	Very low	Below average			Average			Above average		Very high
		<74	74-81	82-88	89-96	97-103	104-111	112-118	119-126	
National average	4%	7%	12%	17%	20%	17%	12%	7%	4%	
All students NGRT	0%	0%	5%	9%	5%	23%	27%	18%	14%	
All students NGST	5%	0%	9%	9%	9%	32%	18%	5%	14%	



The table below shows the mean scores with confidence bands for the group against the national average.

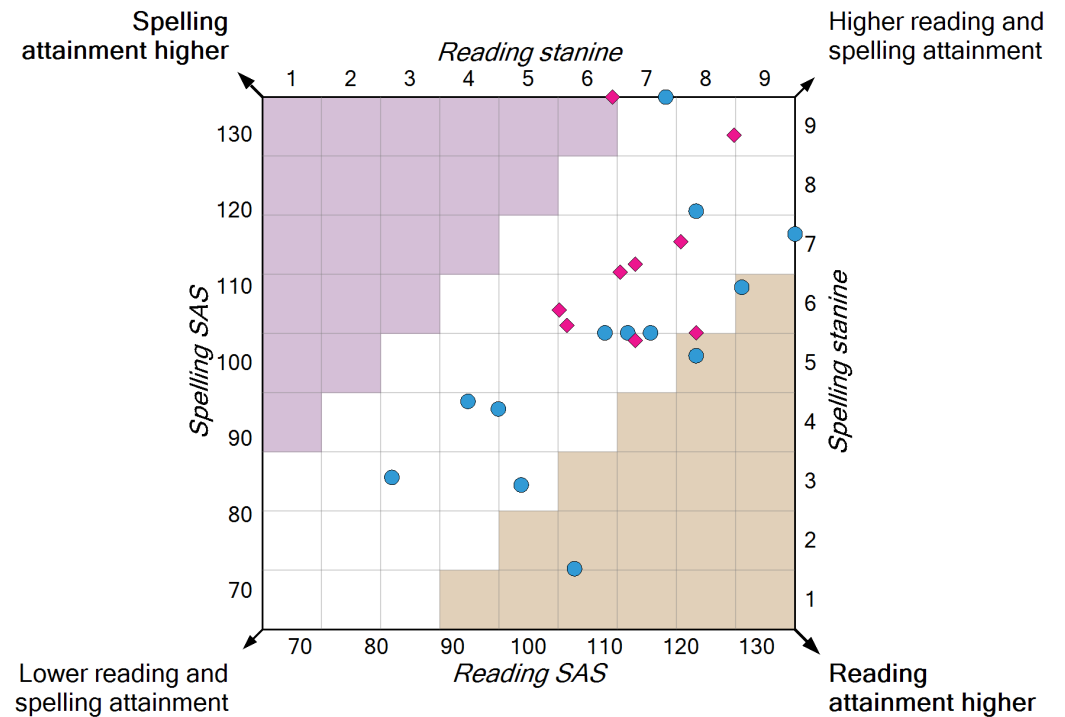
	No. of students	Mean SAS	SAS (with 90% confidence bands)											
			60	70	80	90	100	110	120	130	140			
National average	-	100.0						●						
All students NGRT	22	112.3										—●—		
All students NGST	22	107.0										—●—		

School: Sample School	
Group: GL	No. of students: 22
Date(s) of testing for NGRT: 16/01/2018 - 24/05/2018	NGRT Form(s): B, C
Date(s) of testing for NGST: 15/05/2018	NGST Form(s): C

Student profiles

The SAS for NGRT and NGST are shown in the diagram. Students who are considered to have a similar level of attainment are in the white band. Students who have a reading attainment which is higher than their spelling attainment are in the orange band and those who have a spelling attainment which is higher than their reading attainment are in the purple band respectively.

- Spelling attainment higher
- Similar level of attainment
- Reading attainment higher
- Males
- Females



Student name	NGRT SAS	NGST SAS	Overall attainment
Matthew Brickman	122	101	Reading higher
Hector Edwards	106	73	Reading higher
Gilbert Percy	128	110	Reading higher
Gina Alderton	104	107	Similar level
Callum Anderson	138	117	Similar level
Adam Arsala	96	94	Similar level
Evie Banner	120	116	Similar level
Jamie Bentley	99	84	Similar level
Tim Brown	110	104	Similar level
Lucy Davies	105	105	Similar level
Anna Grime	122	104	Similar level
Jude Jones	116	104	Similar level
Olga Klepin	127	130	Similar level
Rose Larry	112	112	Similar level
Jim Lund	122	120	Similar level
Lily Leveret	114	113	Similar level
Shane Lance	92	95	Similar level
Elsie Maxwell	114	103	Similar level
Sam Pink	118	136	Similar level
James Prince	113	104	Similar level
Frank Williams	82	85	Similar level
Dayaal Jadhav	111	138	Spelling higher