



Youth Level of Service / Case Management Inventory

By R. D. Hoge, Ph.D. & D. A. Andrews, Ph.D.

Comparative Report

Name:	John Sample
Gender:	Male
Number of Assessments Included:	2

Assessment	Date	Professional Override
1	January 15, 2004	No
2	May 28, 2004	No



Copyright © 2004, Multi-Health Systems Inc. All rights reserved.
YLS/CMI items and normative data © 2002 Multi-Health Systems Inc. All rights reserved.
P.O. Box 950, North Tonawanda, NY 14120-0950
3770 Victoria Park Ave., Toronto, ON M2H 3M6

Introduction

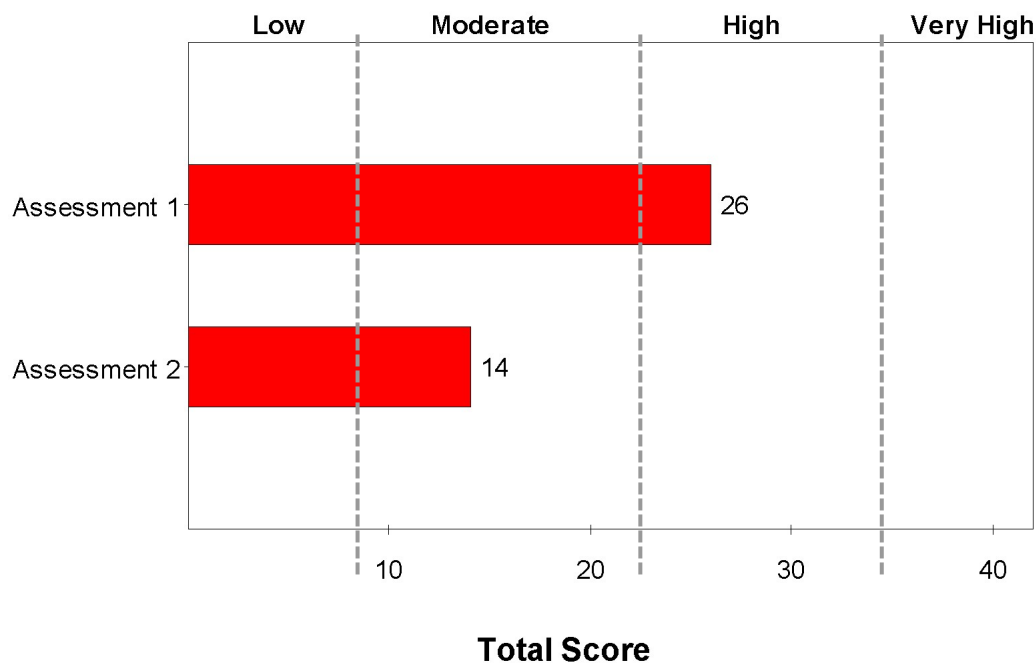
The Youth Level of Service/Case Management Inventory (YLS/CMI) is a risk and needs assessment tool. This report summarizes the results of the YLS/CMI assessment over time, and provides information pertinent to the assessment of the individual. The results of this inventory can be helpful in formulating a case management plan for the juvenile. See the YLS/CMI User's Manual published by MHS for more information about this instrument and its results.

This computerized report is an interpretive aid and should not be given to clients or used as the sole basis for diagnostic decisions and case management plans. This report works best when combined with other sources of relevant information.

Scores represent the number of items overall or within an assessment area that apply to the juvenile being assessed.

Overall Assessment Based on YLS/CMI Total Risk/Need Level

The graph below displays the YLS/CMI Total Score and indicates the classification level associated with that score across assessments.



The following table shows the standard cut-off scores used to determine Total Risk/Need Level.

Range	Risk Level
0 - 8	Low
9 - 22	Moderate
23 - 34	High
35 - 42	Very High

Basic Analysis

Based on the YLS/CMI Total scores, there were changes in the risk/need levels across assessments.

Assessment 1 vs Assessment 2

The score for the second assessment was lower than for the first assessment.

Overall Total Risk/Need Level

Assessment 1: High

Assessment 2: Moderate

Contact Level

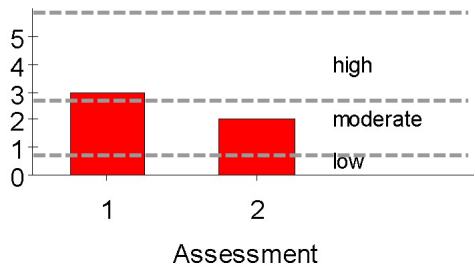
Assessment 1: Maximum Supervision

Assessment 2: Medium Supervision

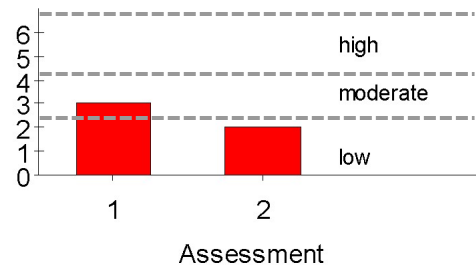
YLS/CMI Subscale Scores

The following graphs display changes across assessments for each area (using standard cut-off scores).

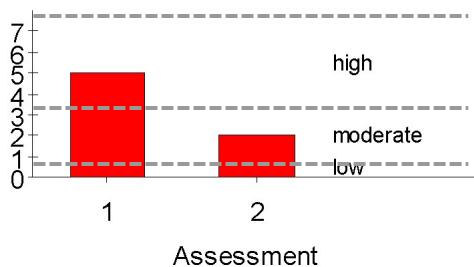
1. Offenses/Dispositions



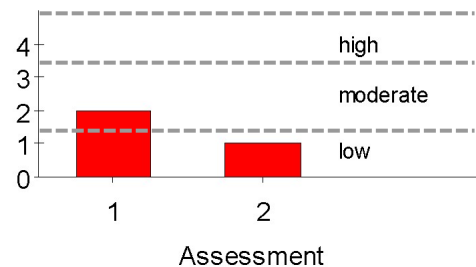
2. Family/Parenting



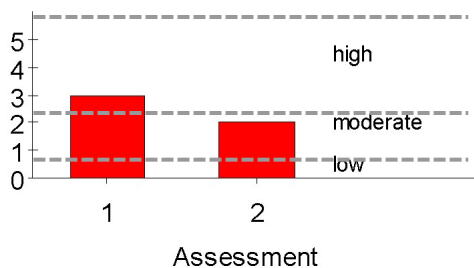
3. Education/Employment



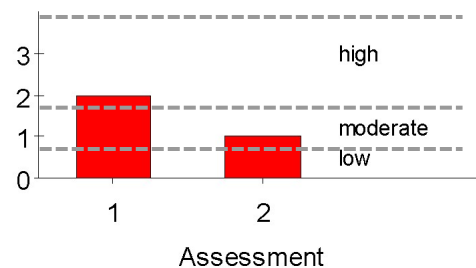
4. Peer Relations



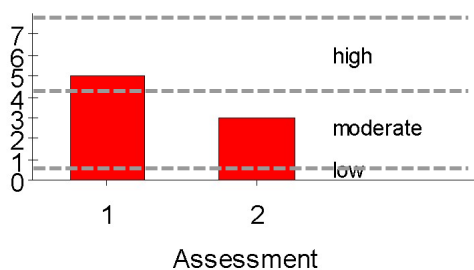
5. Substance Abuse



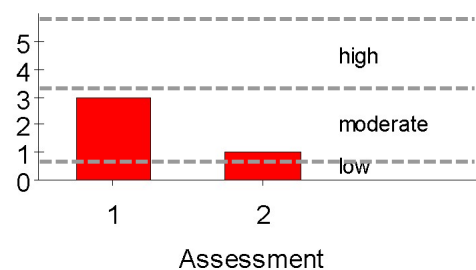
6. Leisure/Recreation



7. Personality/Behavior



8. Attitudes/Orientation



Profile Comparison

The following table displays risk/need levels across assessments for each area.

Area of Assessment	Assessment 1 15/01/2004		Assessment 2 28/05/2004	
	Level	Strength	Level	Strength
1. Offenses/ Dispositions	High	——	Moderate	——
2. Family/Parenting	Moderate		Low	
3. Education/ Employment	High		Moderate	
4. Peer Relations	Moderate		Low	✓
5. Substance Abuse	High		Moderate	
6. Leisure/ Recreation	High		Moderate	
7. Personality/ Behavior	High		Moderate	
8. Attitudes/ Orientation	Moderate		Moderate	

Note: Risk/need levels can range from Low to High. There is no Very High classification at the subscale level.

Item Response Table

The following table indicates the items that were endorsed for each assessment.

ITEM	ASSESSMENT	
	1	2
1. Prior and Current Offenses/Dispositions		
a. Three or more prior convictions	✓	✓
b. Two or more failures to comply		
c. Prior probation		
d. Prior custody	✓	✓
e. Three or more current convictions	✓	
2. Family Circumstances/Parenting		
a. Inadequate supervision	✓	
b. Difficulty in controlling behavior		
c. Inappropriate discipline	✓	
d. Inconsistent parenting		✓
e. Poor relations (father - youth)	✓	
f. Poor relations (mother - youth)		✓
3. Education/Employment		
a. Disruptive classroom behavior	✓	
b. Disruptive behavior on school property	✓	✓
c. Low achievement		
d. Problems with peers		
e. Problems with teachers	✓	
f. Truancy	✓	✓
g. Unemployed/not seeking employment	✓	

ITEM	ASSESSMENT	
	1	2
4. Peer Relations		
a. Some delinquent acquaintances		✓
b. Some delinquent friends	✓	
c. No/few positive acquaintances		
d. No/few positive friends	✓	
5. Substance Abuse		
a. Occasional drug use		✓
b. Chronic drug use	✓	
c. Chronic alcohol use	✓	
d. Substance abuse interferes with life		
e. Substance use linked to offense(s)	✓	✓
6. Leisure/Recreation		
a. Limited organized activities	✓	✓
b. Could make better use of time	✓	
c. No personal interests		
7. Personality/Behavior		
a. Inflated self-esteem	✓	✓
b. Physically aggressive	✓	
c. Tantrums		
d. Short attention span	✓	
e. Poor frustration tolerance	✓	
f. Inadequate guilt feelings		✓
g. Verbally aggressive, impudent	✓	✓

ITEM	ASSESSMENT	
	1	2
8. Attitudes/Orientation		
a. Antisocial/procriminal attitudes	✓	
b. Not seeking help		✓
c. Actively rejecting help	✓	
d. Defies authority	✓	
e. Callous, little concern for others		

Date Printed: Friday, May 28, 2004

End of Report